
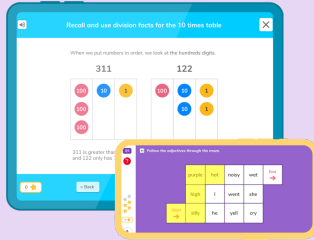




**doodle**



# How do we practise?



## Devices

On tablets, mobiles or desktops, where the apps have been downloaded.



## School

At school, we use the apps on our tablets and computers.



## Home

At home, you can download the app on to any mobiles, tablets or computers.

Highest level: 8

$$5 + 5 =$$



2

17

18

10



# How do you login?



## Unique login

You will have your own unique login which works on any device.



## Log in anywhere

You can log in anywhere — at home, at school or even on a bus!



## Online and offline

Try to work online as much as possible so your teachers can see your progress!



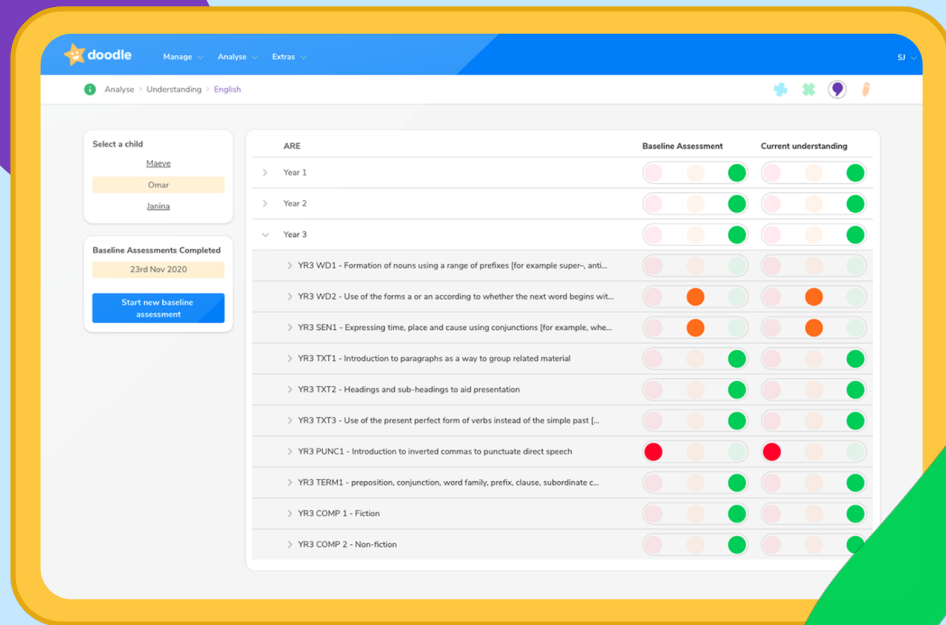
# Little and often

Practice for 10 minutes,  
4-5 times a week




# For parents and carers

There is an app  
where they can see  
how you're doing!



# Building in 10 minutes a day




Before breakfast



On the bus or  
in the car



Breakfast club  
or lunch club

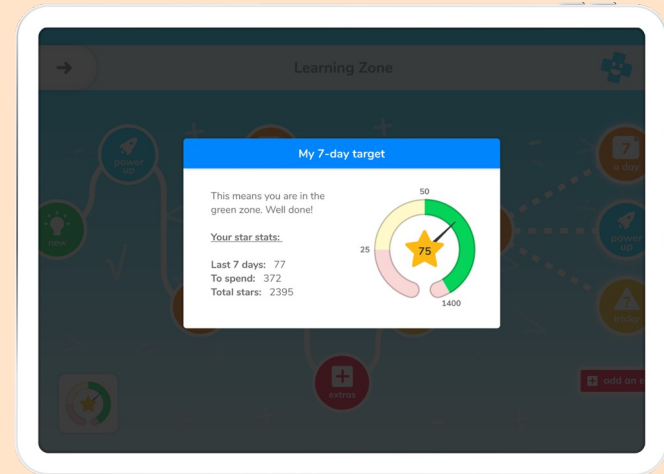
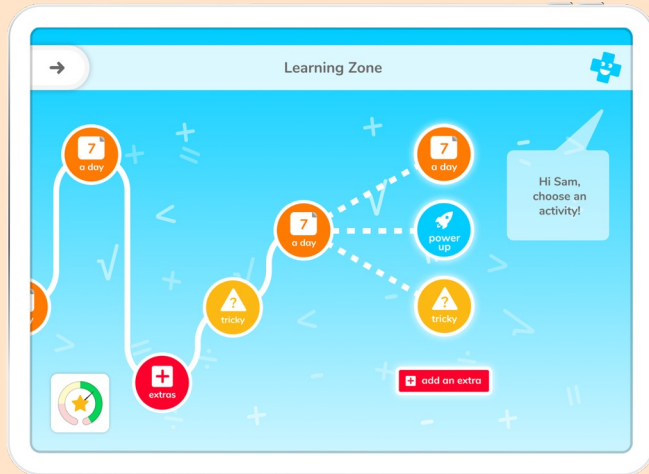


After tea



# My target

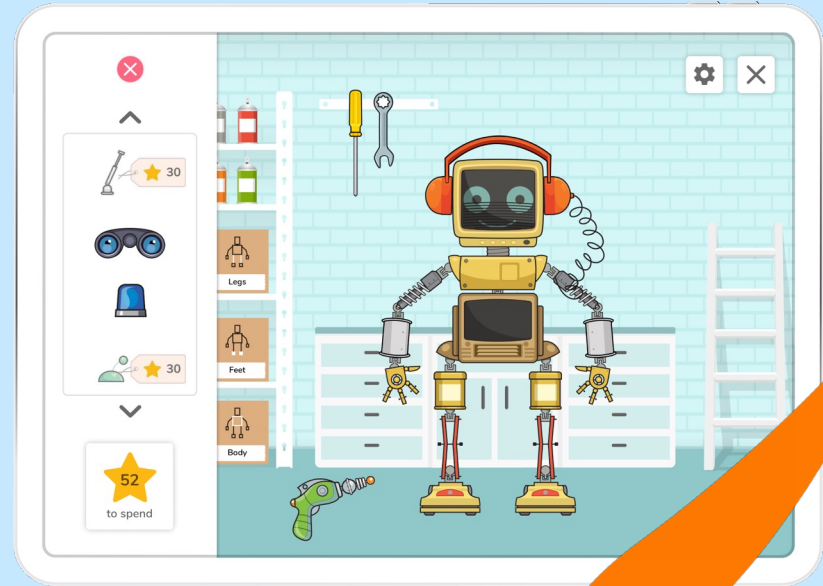

To be in the green zone, you must earn your target number of stars per week. When you are in your target zone you are able to access Games, Friends, and your Robot.



# Unlock rewards!

Once you've reached the green zone, other pages will unlock! Play games and use your hard earned Doodle Stars to buy rewards.

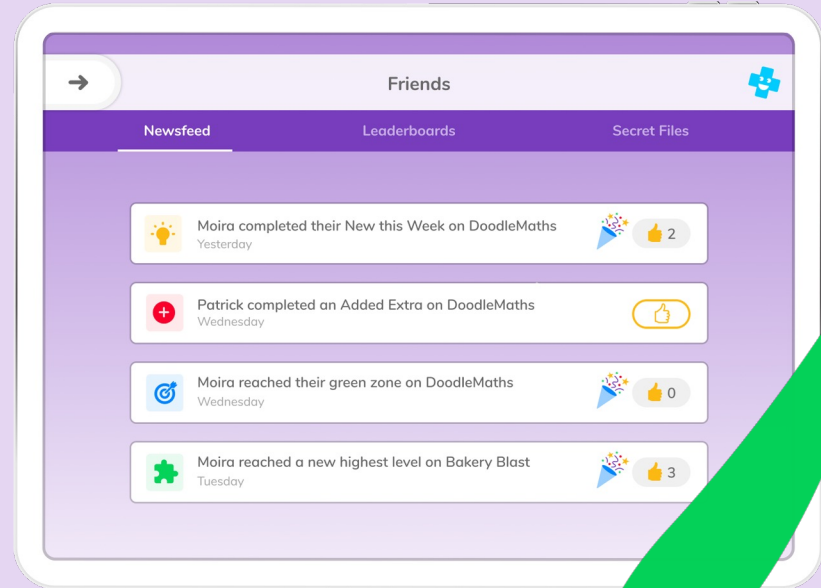
Which one's your favourite?



# Friends

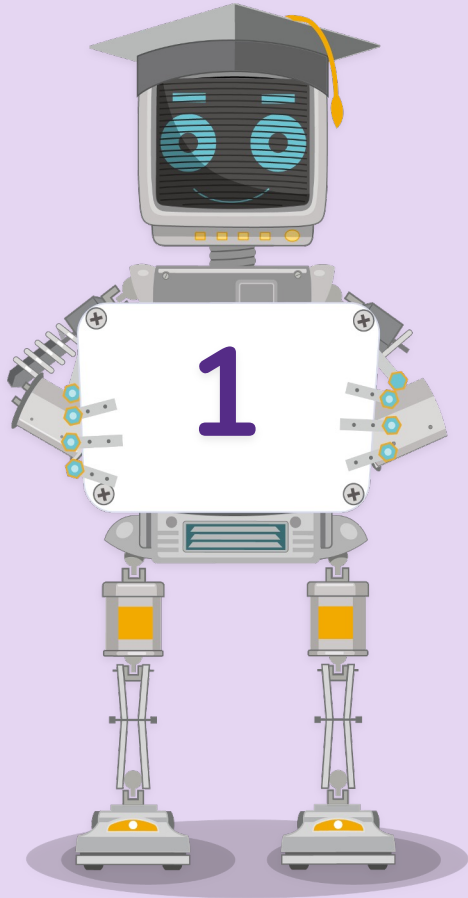
You can see the Newsfeed, Secret Files and Leaderboards for your class in the Friends section.

Your teacher will tell you which of these are available for your class.






Our top tips



## Complete exercises by yourself

You can use the help button if you get stuck, but make sure you don't ask anyone to help you!


This is because we're trying to help you find out what you can and can't do. If someone helps you answer the question, your exercises will get too hard very quickly.



## Try your hardest


If you've tried your hardest and you get some things wrong, that's good! It means you are learning.

You shouldn't be able to answer every single question correctly.



## Anyone can be a Top Doodler

You will get questions which are right for you, so anybody could be the Top Doodler if they put the effort in!



## Do a little everyday

If you do a little every day,  
you will get a little better  
every day!





**What to do if you  
get stuck**

## Help button

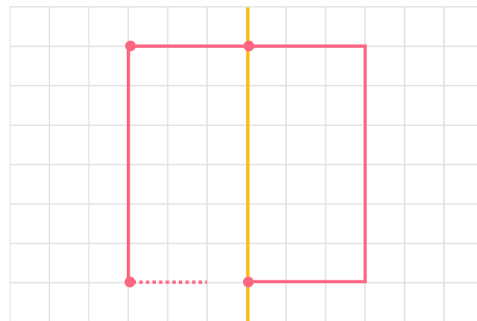


Click on the help button (the question mark) if you need more help.

Q4



Complete the picture below using the line of symmetry. The final shape should be a square. The points are plotted for you, so join them!



+1 ★

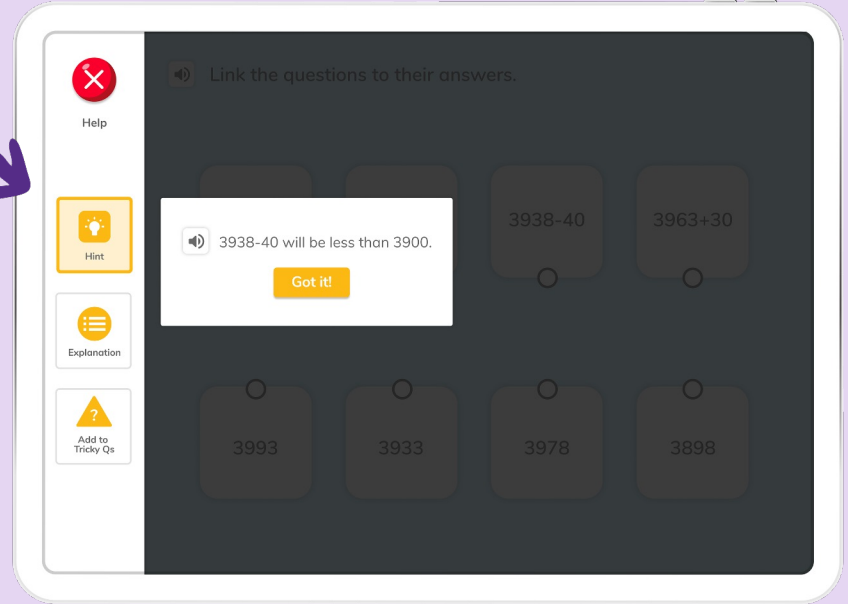


## Hint



Hint

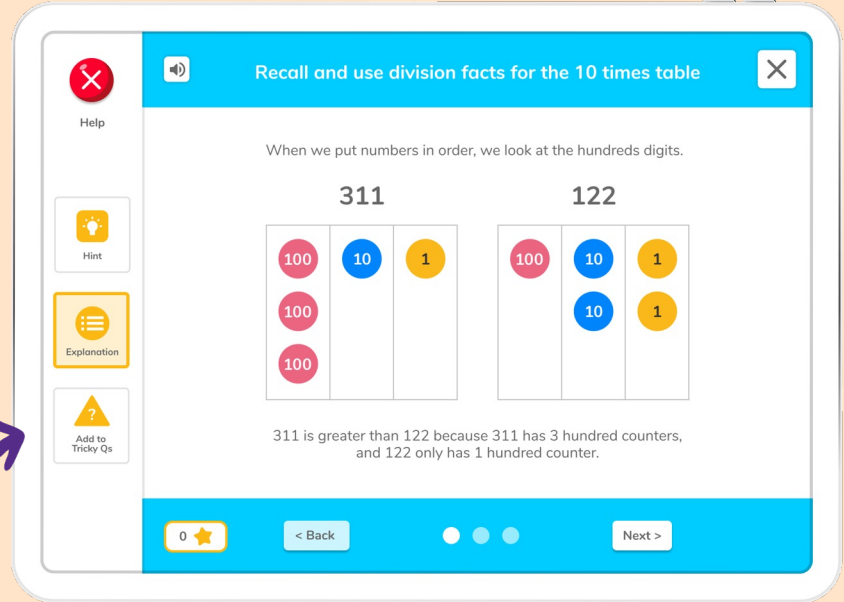
When you press on the help button, a hint will pop up which will give you a clue.



## Explanation

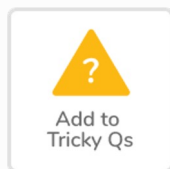


If you need more help, you can press the ***Explanation*** button which will talk you through the topic.



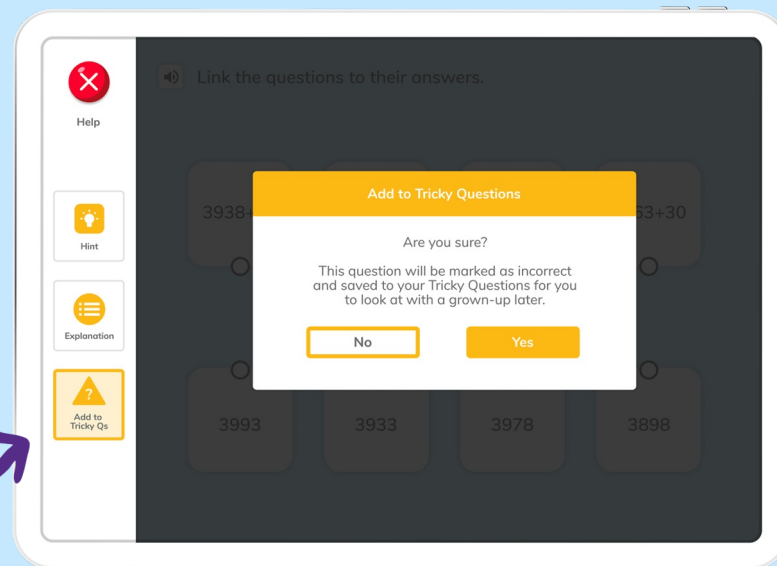
The screenshot shows a math application interface. At the top, a blue header bar contains a red 'X' icon, a speaker icon, the text "Recall and use division facts for the 10 times table", and a close 'X' icon. On the left side, there is a vertical sidebar with four buttons: "Help" (red 'X' icon), "Hint" (lightbulb icon), "Explanation" (yellow circle with three horizontal lines icon), and "Add to Tricky Qs" (yellow triangle with a question mark icon). The main content area has a white background. It starts with the text "When we put numbers in order, we look at the hundreds digits." Below this, the numbers "311" and "122" are displayed. Under "311", there are three columns of base ten blocks: three pink circles labeled "100", one blue circle labeled "10", and one yellow circle labeled "1". Under "122", there are three columns: one pink circle labeled "100", two blue circles labeled "10", and one yellow circle labeled "1". Below the blocks, the text reads: "311 is greater than 122 because 311 has 3 hundred counters, and 122 only has 1 hundred counter." At the bottom, a blue bar contains a yellow star icon with the number "0", a "< Back" button, three small circles (the first is filled), and a "Next >" button.

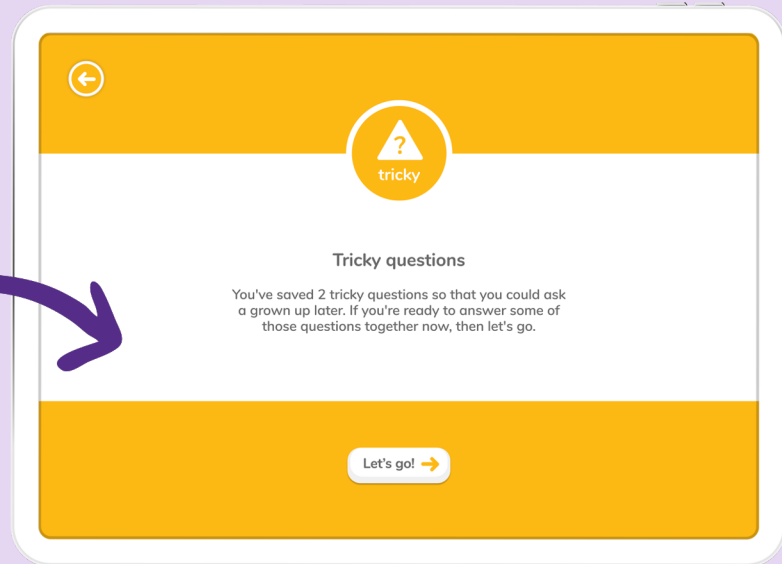
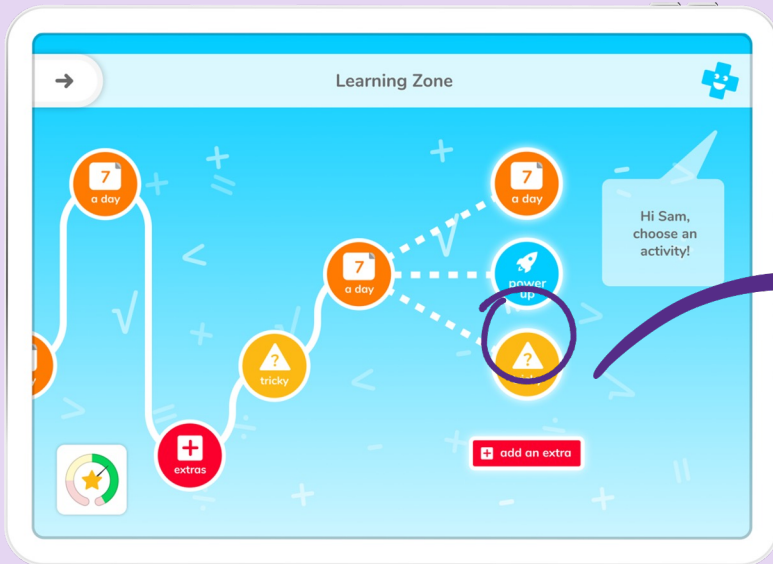
## Tricky question



If you think you need help from an adult, choose the option **Add to Tricky Qs**.

This saves the question in your Tricky Questions folder so you can ask an adult for help later.







**Top Doodlers!**





# Top Doodlers!



Can you get 7 a day, 14 day or 30 day streak?



Can you earn 100 stars each week?



Can you earn enough stars to buy your robot a fidget spinner?





An orange doodle consisting of several curved, overlapping strokes and a small circle, resembling a stylized bird or a splash, located on the left side of the image.

Keep Doodling!

A green doodle consisting of a single, elongated, teardrop-shaped stroke, located in the upper right corner of the image.