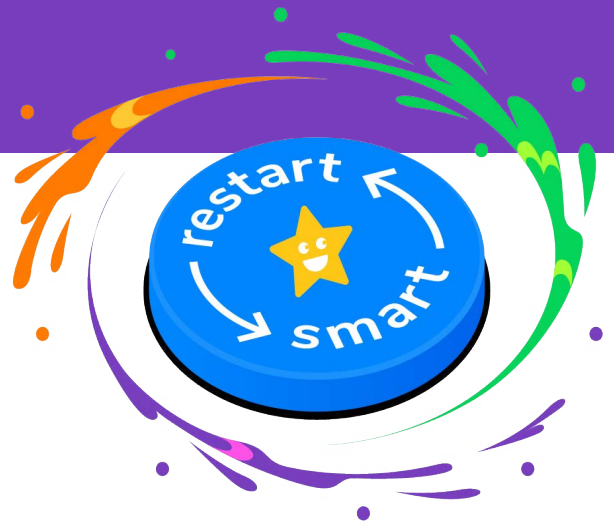


Baseline assessment support sheet



What is a baseline assessment?

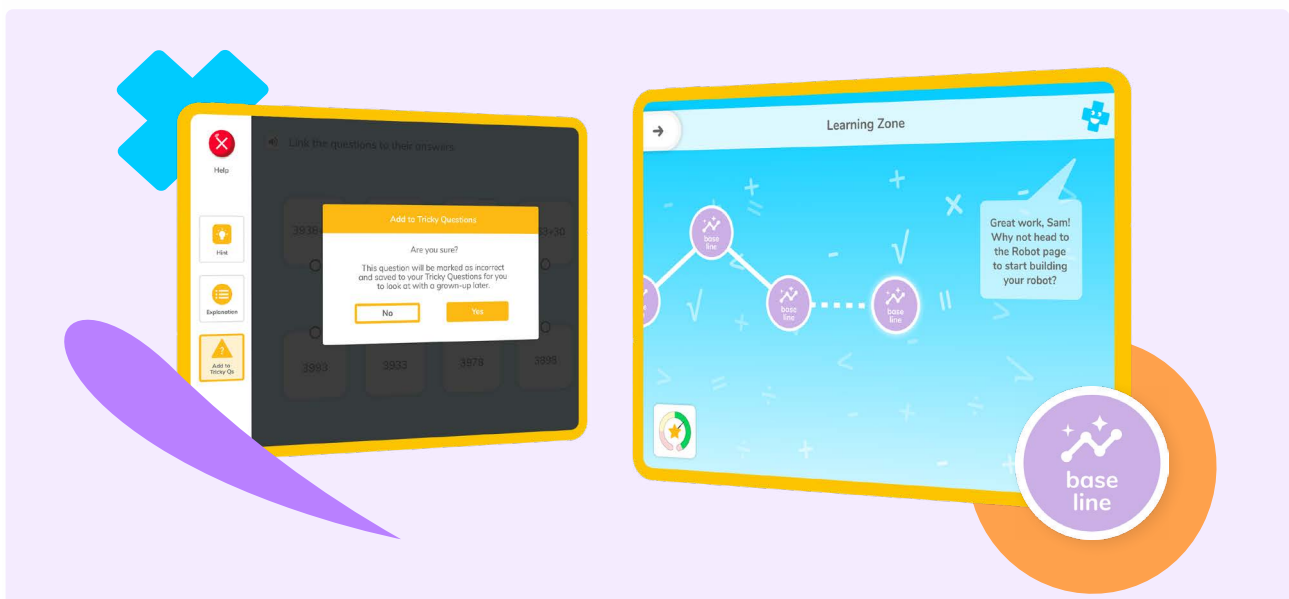
Baseline assessments help Doodle to ensure that every child is working at the right level and to identify any gaps in their knowledge. Unlike traditional tests, baseline assessments are broken up into short sets of exercises. These can be completed in school or at home, so learners can answer them in relaxed conditions in their own time.

How to start a new baseline assessment

Children will automatically complete a baseline assessment when they start using Doodle for the first time. Subsequent assessments can be started by their teacher (**we'd recommend once a big term**).

When a new baseline assessment is started, a purple baseline icon will appear in the Learning Zone (**the homepage of each child's Doodle work programme**).

When this icon is selected, **children will be asked to select a confidence rating. They will also be asked for their date of birth if this wasn't inputted when the account was created.** We recommend that an adult **supports with this stage.**



Confidence rating

Compared with others their age, how does Ezra find maths?

Difficult Easy

base line

Next >

It's important to set this as accurately as possible so the assessment will begin at roughly the right level for a child.

If it isn't set correctly, they may initially be asked questions which are too challenging for them, which could shake their confidence.

We recommend using the following as a guide:

- ✓ if they're working below their year group
- ✓ if they're working low in their year group
- ✓ if they're working at the average in their year group
- ✓ if they're working high in their year group
- ✓ if they're working above their year group

How long does a baseline assessment take?

The length of the assessment will vary depending on a child's age and ability.

Younger children and/or those with a low confidence rating may not be required to complete an assessment or may complete a shorter one. In these instances, Doodle will focus on reviewing foundation concepts they've covered recently, rather than identifying gaps from a wide range of concepts.

Children may be asked up to eight sets of five questions. These don't need to be completed all at once and can be broken up over a number of days to fit with the recommended 10 minutes of Doodling a day, whether in school or at home.



How to answer questions



Encourage children to work independently through the questions and **skip any** they're unsure about. Helping them may cause the programme to become too challenging.

Questions are unlikely to be at the right level to begin with, so don't worry if they're finding them too hard or too easy. The purpose of the assessment is to find their correct level.

If a child is finding the questions too easy:

- ✓ If they answer the questions quickly and easily, each set of questions will become more challenging until they're at the right level for them

If a child is finding the questions too difficult:

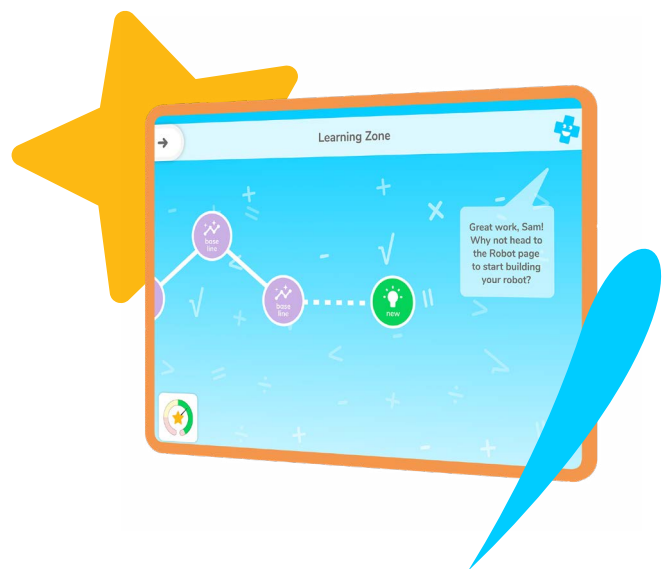
- ✓ Ask them to skip any questions they're unsure about
- ✓ If they take a long time to answer questions, take multiple attempts, answer a question incorrectly or skip any questions, Doodle will know that the level is too high. It'll decrease the difficulty with each question set.

How will I know when a baseline assessment is completed?

Children will know when they've completed the assessment as the baseline icon will not appear as their next exercise in Doodle.

Any questions?

Please visit help.doodlelearning.com to view our bank of how-to guides or contact our friendly Customer Success Advisors by clicking on the green chat icon in the bottom right corner of any of our web pages.



01225 637049



doodlelearning.com/for-schools



8 Palace Yard Mews, Bath, BA1 2NH